

• **IMPLANT FIXED Rx** •



**GLIDEWELL
LABORATORIES**

4141 MacArthur Blvd. • Newport Beach, CA 92660

800-854-7256 • Fax 800-599-9564


Dr. Name _____ Phone # _____

Account # _____ Patient Name _____
(First) (Last)

Address/E-mail _____ **Deliver by 5 p.m. on** See Reverse For Working Times

Enclosed with case: Impressions Models Bite Photos Other: _____

Rx Indicate implant system _____



**All Restorations
Made in the USA**

Signature _____ License # _____
(see reverse for limited warranty details)

BIOTEMPS PROVISIONALS

- Single Splinted Bridge Splint full-arch BioTemps into separate bridges for easier fit
 Cementable Screw-retained

List Abutment Tooth #(s)

List Pontic Tooth #(s)

BIOTEMPS REINFORCEMENT

- Wire Fiber None Metal frame (recommended for all full-arch/large cases)
 Metal wing/Rest on tooth #(s) _____

BIOTEMPS OCCLUSION

- Light occlusion with opposing arch
 Make ideal – I will adjust opposing Out of occlusion
 Open bite _____ mm anteriorly

IF BIOTEMPS APPEAR TOO LONG

- Add pink acrylic to gingival Keep as is
 E-mail a finished photo of BioTemps Implant case before shipping.

CERAMIC SHADE INSTRUCTIONS



Indicate Shade Here

Occlusal Staining: Light* Med Dark None

SELECT ABUTMENT TYPE

INCLUSIVE CUSTOM ABUTMENTS

- Titanium Abutment* All-Zirconia Abutment
 Zirconia w/ Ti-Insert Gold Abutment
 Prepare existing abutment

See reverse for supported implant systems

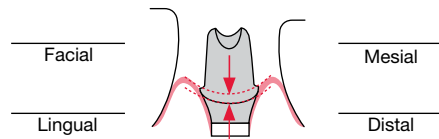
SCREW-RETAINED RESTORATIONS

- BruxZir Solid Zirconia (w/ Ti-Insert)
 IPS e.max Press (w/ Ti-Insert)
 PFM Noble* (no visible metal) PFM Noble (metal island)
 PFM Noble (metal occlusal) PFM Noble (metal lingual)

PARALLEL ABUTMENTS

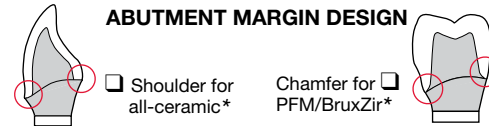
- No Yes (indicate which abutments will have restorations splinted together for insertion)

ABUTMENT MARGIN DEPTH

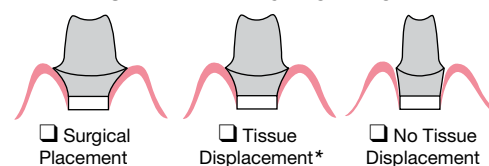


If left blank, default values will be used

ABUTMENT MARGIN DESIGN



ABUTMENT EMERGENCE PROFILE



SELECT RESTORATION TYPE

- Crown Splinted Crowns Bridge

CEMENT-RETAINED RESTORATIONS

- Non-Precious PFM Noble PFM White High Noble PFM
 Captek YHN PFM OcclusalGold YHN PFM
 BruxZir Solid Zirconia* Prismatic CZ
 Lava IPS e.max Press NobelProcera Zirconia

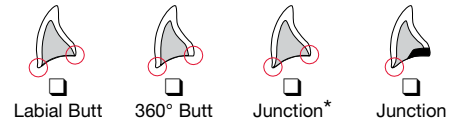
CONTOUR AND OCCLUSION DESIGN

- Embrasures: Closed* Open
Occlusion: Light* Ideal Open _____ mm Out
Contacts: Broad & Tight* Pinpoint Light

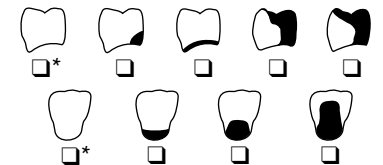
RESTORATION PONTIC DESIGN



CERAMIC MARGIN DESIGN



CERAMIC METAL DESIGN



* Standard unless specified otherwise

IF NO OCCLUSAL CLEARANCE

- Call doctor Spot opposing Metal occlusion
 Metal island Make this a permanent note in my master file

LABORATORY USE ONLY

By _____ Mail _____

IMPLANT WORKING TIMES

Please allow full working time for each product selected. Working times are **NOT** guaranteed and do **NOT** include weekends or holidays. Rush service available on most products but must be prescheduled (see below).

Abutments and Crowns

Days in Lab

Inclusive custom abutment	8
PFM/BruXZir/IPS e.max/Prismatik CZ/Full-cast restoration	5
PFM/IPS e.max/Prismatik CZ/Full-cast over stock abutment	7
BruXZir over custom abutment or screw-retained restoration	7
BruXZir over stock implant abutment.....	8

Overdentures and Fixed Dentures

Custom impression tray	2
Bite Block	3
Implant Denture or Premium Bridge transfer/wax setup try-in	5
Implant Denture or Premium Bridge wax setup reset	4
Implant Denture wax setup to finish.....	6
Inclusive CAD/CAM Milled Bar.....	7
Outsourced CAD/CAM Milled Bar.....	5
Implant Verification Jig.....	4
Premium Hybrid Bridge metal try-in.....	15
Premium Hybrid Bridge crown fabrication	8
Premium Hybrid Bridge to finish	4

Partials and Dentures

Frame only/with attachments.....	5
Frame with teeth in wax	9
Partial to completion	9
Custom tray/Occlusion rims.....	2
Wax setup try-in	5
Wax setup to finish.....	6
Valplast/tcs setup teeth in wax.....	5
Valplast/tcs start to completion.....	7
Soft liner	3

BioTemps Provisionals

BioTemps.....	5
BioTemps cement over implant/cast-metal substructure/ screw-retained over implant.....	6

All rush cases must be prescheduled by calling **800-944-7874** before the case is shipped. Time of pickup and delivery may affect turnaround time.

DIGITAL TREATMENT PLANNING

Our Digital Treatment Planning services help you deliver excellent patient care, while maintaining the highest degree of predictability, productivity and profitability for your implant cases.

To begin digital treatment: (1) See patient for initial exam. Take full arch impressions and bite registration. Send to lab. Lab creates CT scan appliance based on prescribed guided system. (2) Try-in scan appliance. (3) Send patient for a CT radiographic scan, then upload scan file to lab with digital Rx. (4) Treatment Planning with GL staff via WebEx conference. (5) Doctor approval of proposed plan. (6) Verify fit of surgical template and perform implant procedure.

These services support: Nobel Biocare NobelGuide, Materialise SimPlant, Astra Tech Facilitate and Biomet 3i Navigator.

TERMS AND WARRANTY INFORMATION

Only \$7 shipping per box EACH way
(Contiguous U.S. only; shipping charge varies for Alaska, Hawaii and Puerto Rico).

We honor VISA, MASTERCARD, AMEX and DISCOVER.

TERMS: Cost of collection of any account will be paid by the customer. All accounts are payable within 30 days of statement date. **Accounts not paid within the stated terms will be subject to COD status and a late charge of 2 percent of the unpaid balance.** Prices subject to change without notice.

LIMITED WARRANTY/LIMITATION OF LIABILITY. Glidewell Laboratories ("the lab") warrants that all dental devices (a "device") are made according to your specification and approval in the belief that the device will be useful and MAKES NO OTHER WARRANTIES INCLUDING, BUT NOT LIMITED TO, ANY IMPLIED WARRANTY OF MERCHANTABILITY OR FITNESS FOR A PARTICULAR PURPOSE. Subject to the return of a device that is placed and then fails, the lab will repair or replace the device without charge for the cost of materials and workmanship or refund the original price paid, at the lab's option, as follows: (1) porcelain to metal, all porcelain, all metal, single-unit inlay, onlay and crown composite resin final prosthetics (excluding mutually opposing implant-supported full arch bridges), milled implant bars, and screw-retained titanium or zirconia abutments (excluding abutments with angulations greater than 20 degrees), up to seven years; (2) composite resin bridges (excluding Maryland and inlay/onlay bridges) up to five years; (3) Transition Crowns and Bridges® up to two years; (4) dentures and partials including screw-retained dentures but excluding immediate dentures and partials up to one year if the failure is due to defects in materials or workmanship; (5) thermoformed appliances and splints if the failure is due to defects in materials or workmanship, provisionals, composite resin Maryland and inlay/onlay bridges, up to six months; (6) Smile Transitions™ cosmetic appliances up to sixty days; (7) immediate dentures and partials, flippers, retainers, surgical and radiographic guides, and all other dental devices up to thirty days if the failure is due to defects in materials or workmanship. You agree to pay all other costs of adjustment, repair and replacement of a device. Except where prohibited by law, the lab WILL NOT BE LIABLE FOR ANY LOSS OR DAMAGES ARISING FROM THE USE OF A DEVICE, WHETHER DIRECT, INDIRECT, SPECIAL, INCIDENTAL OR CONSEQUENTIAL, regardless of the theory asserted, including warranty, contract, negligence or strict liability and if such disclaimer is not permitted by law, the duration of any implied warranty is limited to 90 days from the date of delivery. In the event of a dispute and absent an amicable resolution the parties mutually agree to waive class actions in favor of mandatory individual arbitration of claims under this limited warranty in and in accordance with the laws of California. The lab does not guarantee the performance of independent carriers.

INCLUSIVE® CUSTOM TITANIUM AND ZIRCONIA W/TI-BASE ABUTMENTS ARE COMPATIBLE WITH THE FOLLOWING IMPLANT SYSTEMS

Astra Tech Dental# OsseoSpeed'	BioHorizons# Internal Hex	Biomet 3i# Certain' External Hex (4.1mm)	Keystone Dental# PrimaConnex'
Neoss# Neoss'	Nobel Biocare# Brånemark System' NobelActive NobelReplace'	Straumann# Bone Level'	Zimmer Dental# Screw-Vent'

INCLUSIVE® CUSTOM ALL-ZIRCONIA ABUTMENTS ARE COMPATIBLE WITH THE FOLLOWING IMPLANT SYSTEMS

BioHorizons# Internal Hex	Biomet 3i# Certain'	Nobel Biocare# NobelReplace'	Zimmer Dental# Screw-Vent'
------------------------------	------------------------	---------------------------------	-------------------------------

INCLUSIVE® CAD/CAM MILLED IMPLANT BARS ARE COMPATIBLE WITH THE FOLLOWING IMPLANT SYSTEMS

Astra Tech Dental# OsseoSpeed'	BioHorizons# Internal Hex	Biomet 3i# Certain' External Hex (4.1mm)	Keystone Dental# PrimaConnex'
Neoss# Neoss'	Nobel Biocare# Brånemark System' NobelActive NobelReplace'	Straumann# Bone Level' synOcta® (RN/WN)	Zimmer Dental# Screw-Vent'

Inclusive is a registered trademark of Glidewell Laboratories
Not a trademark of Glidewell Laboratories